

MATERIAL 3 CASE STUDY

**Now in Android App
with Material 3**

[link to figma file](#)

COLOR GUIDANCE



Color is used to express style and communicate meaning. With dynamic color, Material puts personal color preferences and individual needs at the forefront of systematic color application.

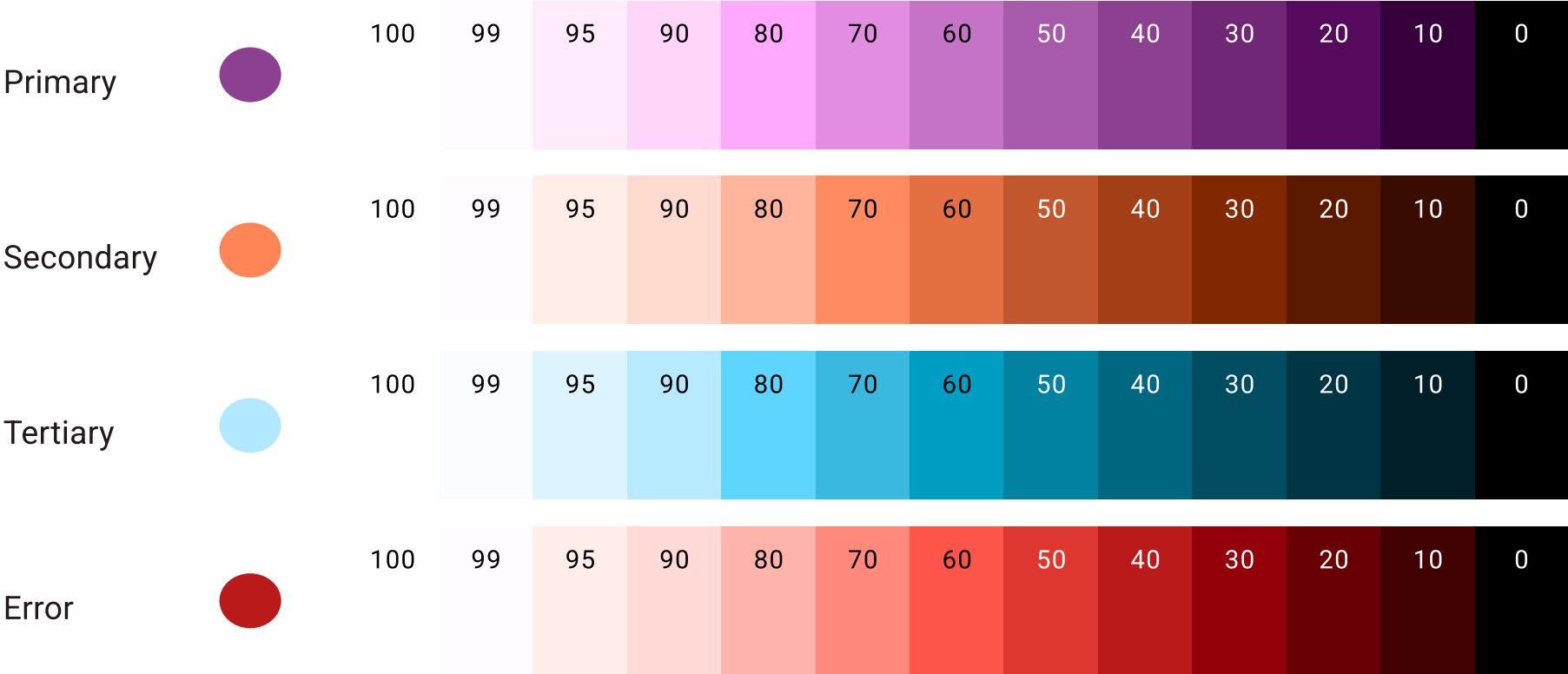
These color styles were generated using the Material Theme Builder however we altered the Neutral color set with custom colors. This allowed us the opportunity to show developers how they might alter M3 styles if required within the opensource code base.

Note
If you customize colors beyond what M3 dynamically generates you must carefully test these colors contrast accessibility.

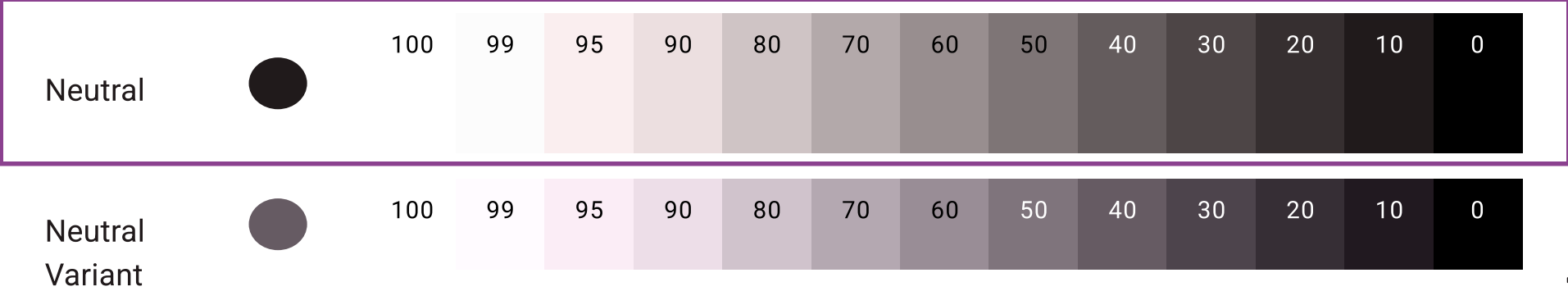


Color Styles

Tonal Palettes



Custom styles



Color Styles

Light

Primary Primary40	On Primary Primary100	Primary Container Primary90	On Primary Container Primary10
Secondary Secondary40	On Secondary Secondary100	Secondary Container Secondary90	On Secondary Container Secondary10
Tertiary Tertiary40	On Tertiary Tertiary100	Tertiary Container Tertiary90	On Tertiary Container Tertiary10
Error Error40	On Error Error100	Error Container Error90	On Error Container Error10

Custom styles

Background Neutral99	On Background Neutral10	Surface Neutral99	On Surface Neutral10
-------------------------	----------------------------	----------------------	-------------------------

Surface Variant Neutral-Variant90	On Surface Variant Neutral-Variant30	Outline Neutral-Variant50
--------------------------------------	---	------------------------------

Custom styles

Inverse Surface Neutral20	Inverse On Surface Neutral95
------------------------------	---------------------------------



Color Styles

Dark

Primary Primary80	On Primary Primary20	Primary Container Primary30	On Primary Container Primary90
Secondary Secondary80	On Secondary Secondary20	Secondary Container Secondary30	On Secondary Container Secondary90
Tertiary Tertiary80	On Tertiary Tertiary20	Tertiary Container Tertiary30	On Tertiary Container Tertiary90
Error Error80	On Error Error20	Error Container Error30	On Error Container Error90

Custom styles

Background Neutral10	On Background Neutral90	Surface Neutral10	On Surface Neutral90
-------------------------	----------------------------	----------------------	-------------------------

Surface Variant Neutral-Variant30	On Surface Variant Neutral-Variant80	Outline Neutral-Variant60
--------------------------------------	---	------------------------------

Custom styles

Inverse Surface Neutral90	Inverse On Surface Neutral10
------------------------------	---------------------------------



Color Styles

Custom styles

Light

Surface

Surface at +1

+ 5% Primary

Surface at +2

+ 8% Primary

Surface at +3

+ 11% Primary

Surface at +4

+ 12% Primary

Surface at +5

+ 14% Primary

Dark

Surface

Surface at +1

+ 5% Primary

Surface at +2

+ 8% Primary

Surface at +3

+ 11% Primary

Surface at +4

+ 12% Primary


Surface at +5

+ 14% Primary



Color Gradients


Light




primary-container +
tertiary-container




tertiary-container +
primary-container




inverse-on-surface +
primary-container




tertiary-container +
inverse-on-surface




inverse-on-surface +
tertiary-container



inverse-on-surface +
surface-variant



inverse-on-surface +
surface




secondary-container +
tertiary-container

Color Gradients

Dark



primary-container +
tertiary-container



tertiary-container +
primary-container



inverse-on-surfac +
primary-container



tertiary-container +
inverse-on-surfac



inverse-on-surface +
tertiary-container



inverse-on-surface +
surface-variant




inverse-on-surface +
surface




secondary-container +
tertiary-container



Color Background



primary 8% + surface



primary 8% (dark) +
surface (dark)



TYPOGRAPHY



Use typography to make writing legible and beautiful. Material's default type scale includes contrasting and flexible styles to support a wide range of use cases.

[Google roboto font download](#)



Typography

Display Large Roboto 36/44 . 0

Display Medium Roboto 45/52 . 0

Display Small Roboto 57/64 . -0.25

Headline Large Roboto 32/40 . 0

Headline Medium Roboto 28/36 . 0

Headline Small Roboto 24/32 . 0



Typography

Title Large - Roboto Bold 22/28 . 0

Title Medium - Roboto Bold 18/24 . +0.1

Title Small - Roboto Medium 14/20 . +0.1

Body Large - Roboto 16/24 . +0.5

Body Medium - Roboto 14/20 . +0.25

Body Small - Roboto 12/16 . +0.4

Label Large - Roboto 14/20 . +0.1

Label Medium - Roboto 12/16 . +0.5

Label Small - Roboto 10/16 . 0

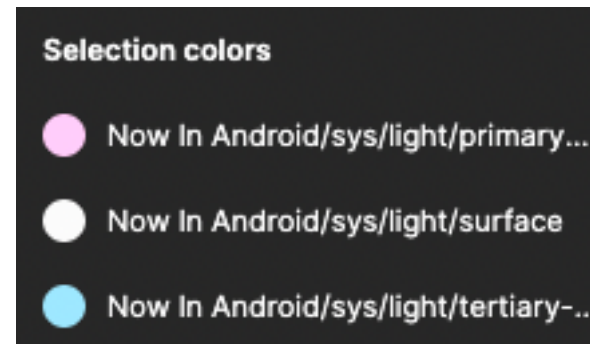
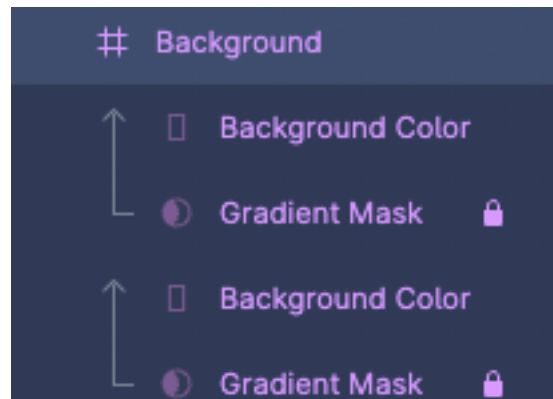


ILLUSTRATIONS & ELEMENTS


Icon elements use Material design icons or were custom built.

The illustrations use nested components and masks. This makes it easier to create alternate themes, but it has the trade-off of adding size to exported SVGs.


Gradient colors in figma don't currently allow for style names but require hex numbers instead. So that gradients styles can be dynamically themed we used gradient masks and selection colors to create gradient components.






Solid Icons and Illustrations



Black/White Icons and Illustrations

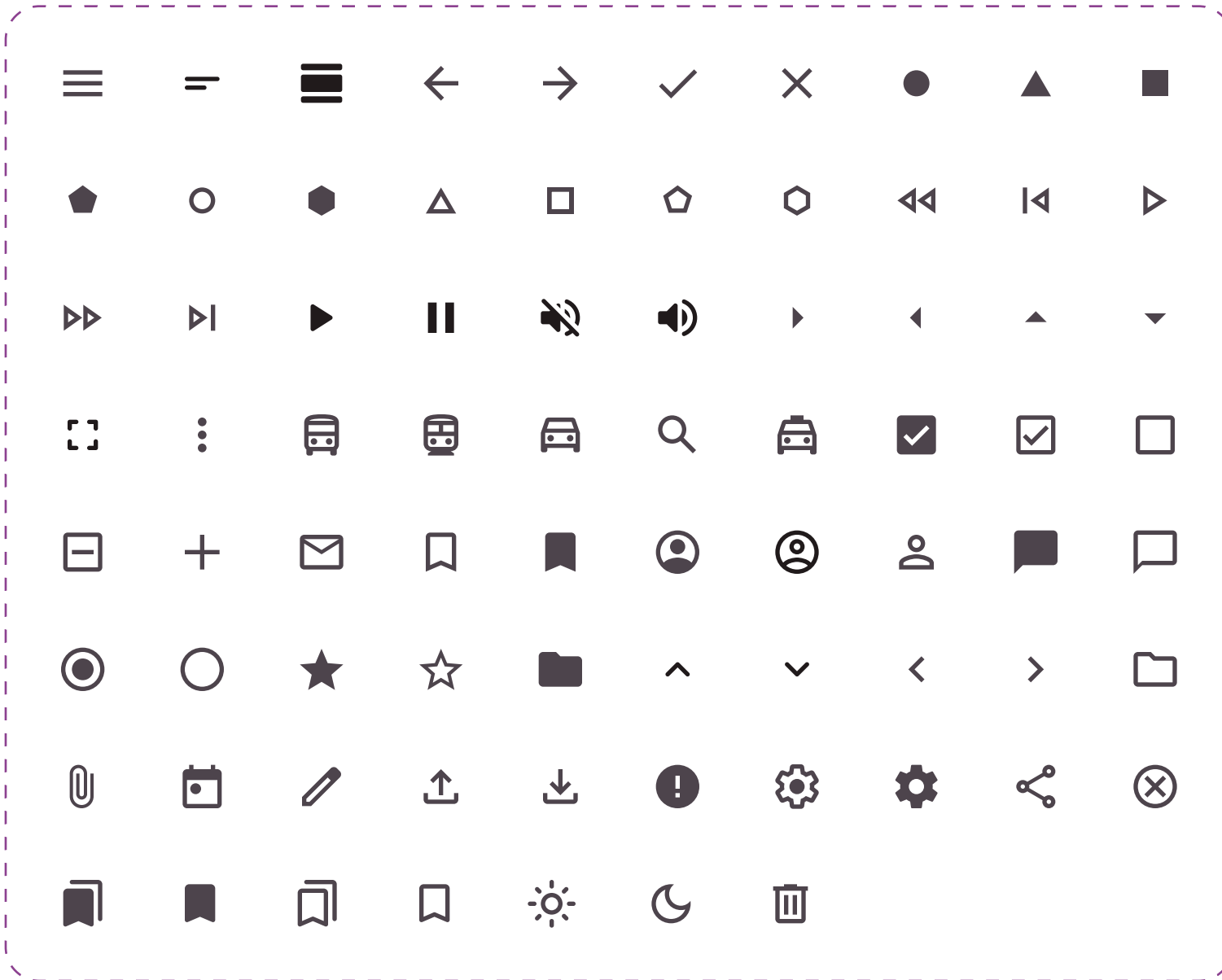


Logos and Illustrations




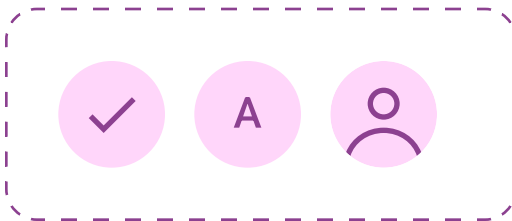

Elements

Material icons



Elements

Custom icons & other elements



LAYOUT



Layout and breakpoints.

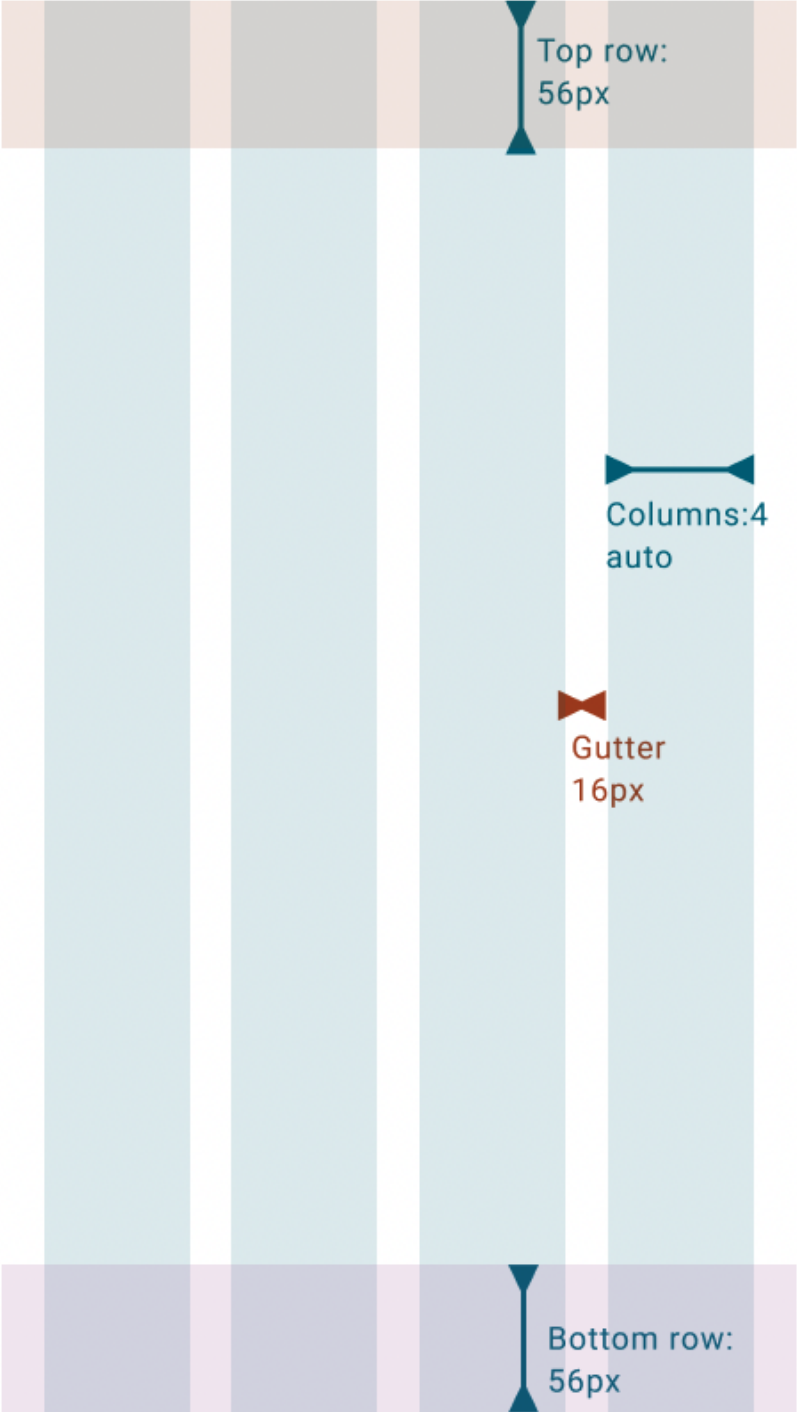
These designs give the main margins, paddings, row size and column count for various screen sizes and layouts.

The entire view isn't shown for these designs or has been re-sized to fit.

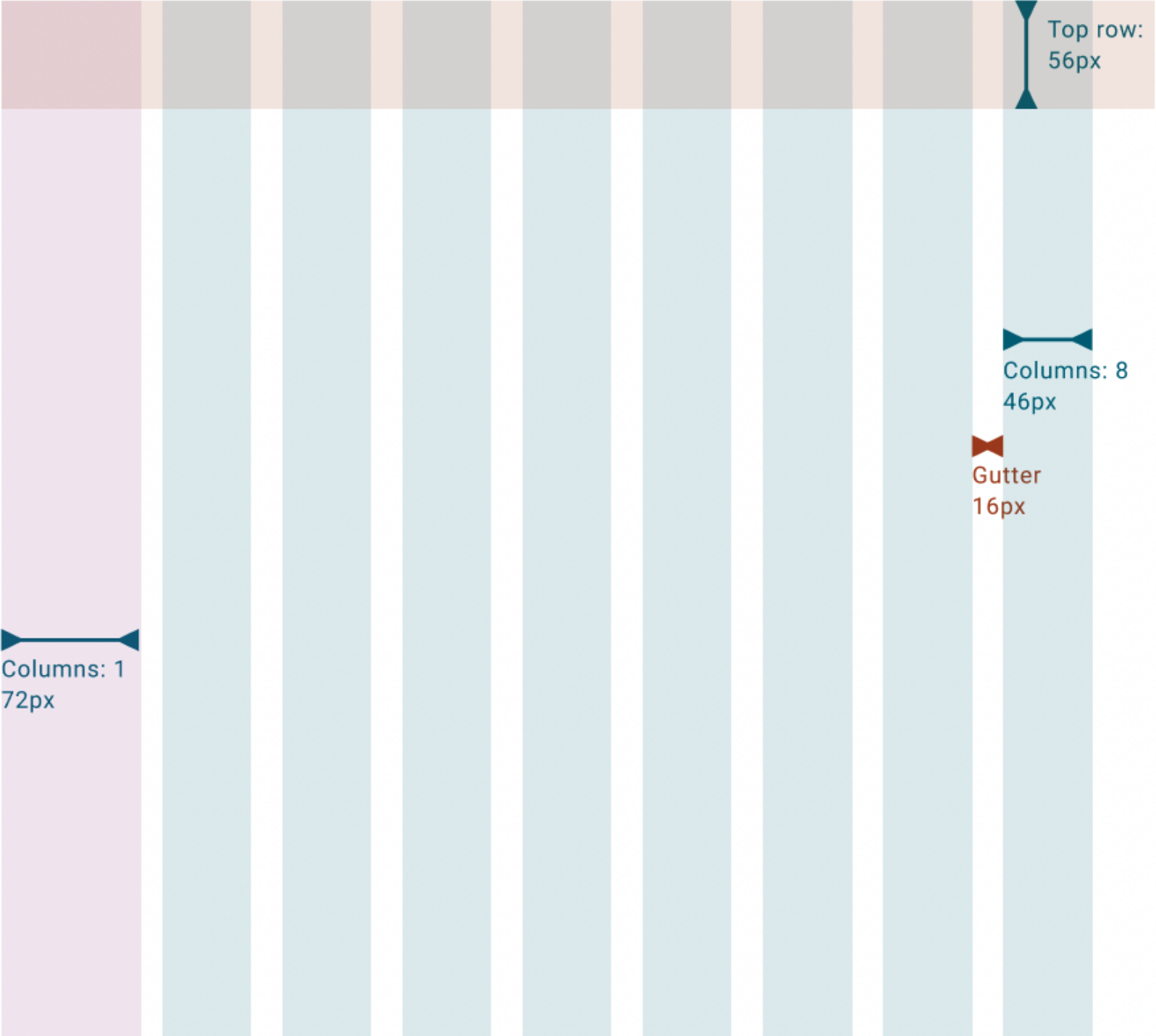


Extra Small (0-599dp)


(Resized and/or
cropped to fit
this view.)



Small (600-904dp)



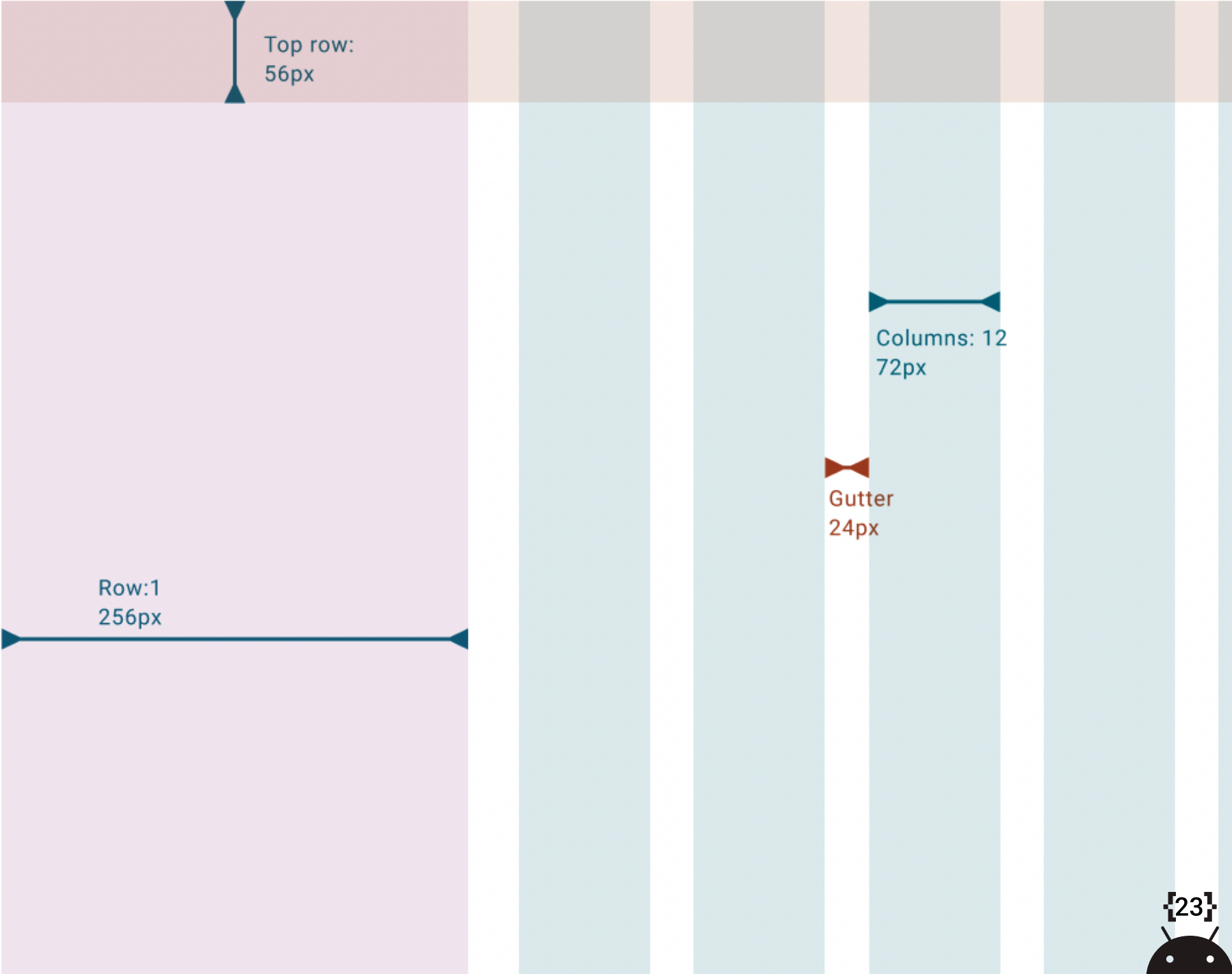
Medium (1240-1439dp)



(Resized and/or cropped to fit this view.)



Large (1440+dp)



(Resized and/or cropped to fit this view.)



COMPONENTS



The figma Material 3 Design Kit was used to originally design the components for this file and are recommended for building out M3 components.

Some components have been customized beyond the colors and fonts from the Material 3 Design kit and the Material theme builder styles. We have marked these components as custom. Also we have generated what the components would have looked like without customization.

This type of customization provides real world learning examples in the app for developers.

★ Custom color styles

Note

If you customize components beyond what M3 offers you must carefully test these components for accessibility.



Buttons (Light)

★ Custom color styles

Enabled

Hovered

Focused

Pressed

Disabled

+ Enabled

+ Hovered

+ Focused

+ Pressed

+ Disabled

Enabled

Hovered

Focused

Pressed

Disabled

+ Enabled

+ Hovered

+ Focused

+ Pressed

+ Disabled

Enabled

Hovered

Focused

Pressed

Disabled

+ Enabled

+ Hovered

+ Focused

+ Pressed

+ Disabled



Buttons (Dark)

★ Custom color styles

Enabled

Hovered

Focused

Pressed

Disabled

+ Enabled

+ Hovered

+ Focused

+ Pressed

+ Disabled

Enabled

Hovered

Focused

Pressed

Disabled

+ Enabled

+ Hovered

+ Focused

+ Pressed

+ Disabled

Enabled

Hovered

Focused

Pressed

Disabled

+ Enabled

+ Hovered

+ Focused

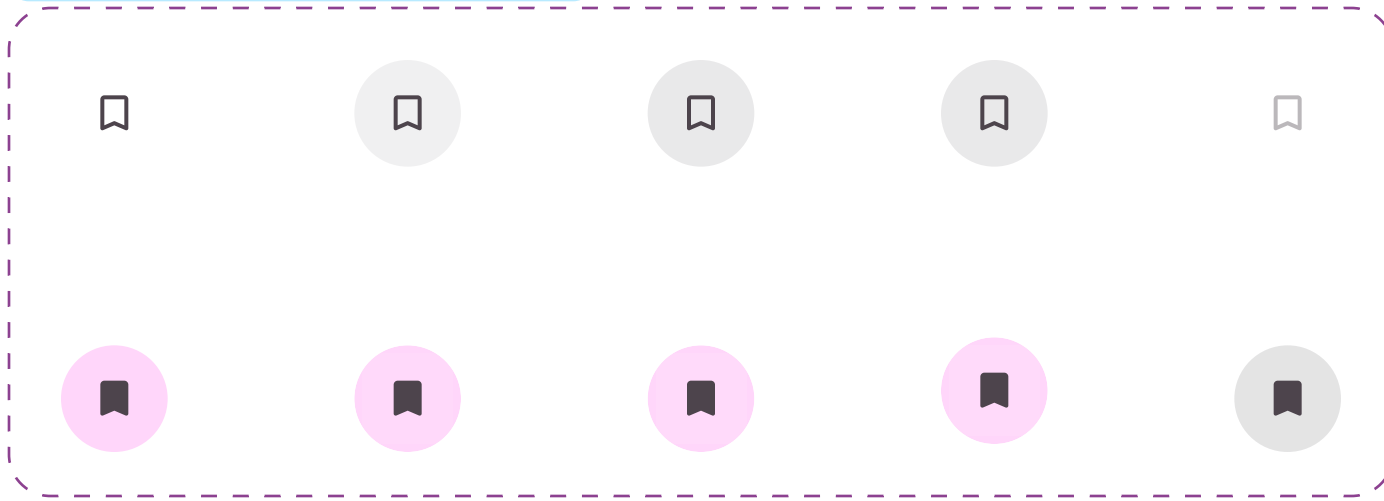
+ Pressed

+ Disabled

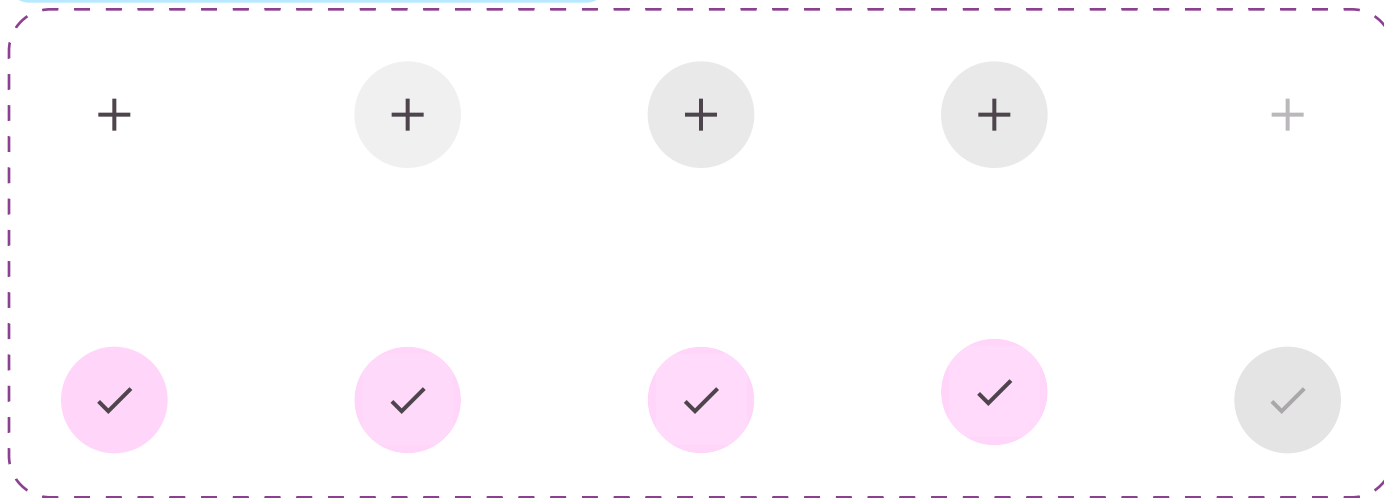


Icons Butons (Light)

★ Custom color styles

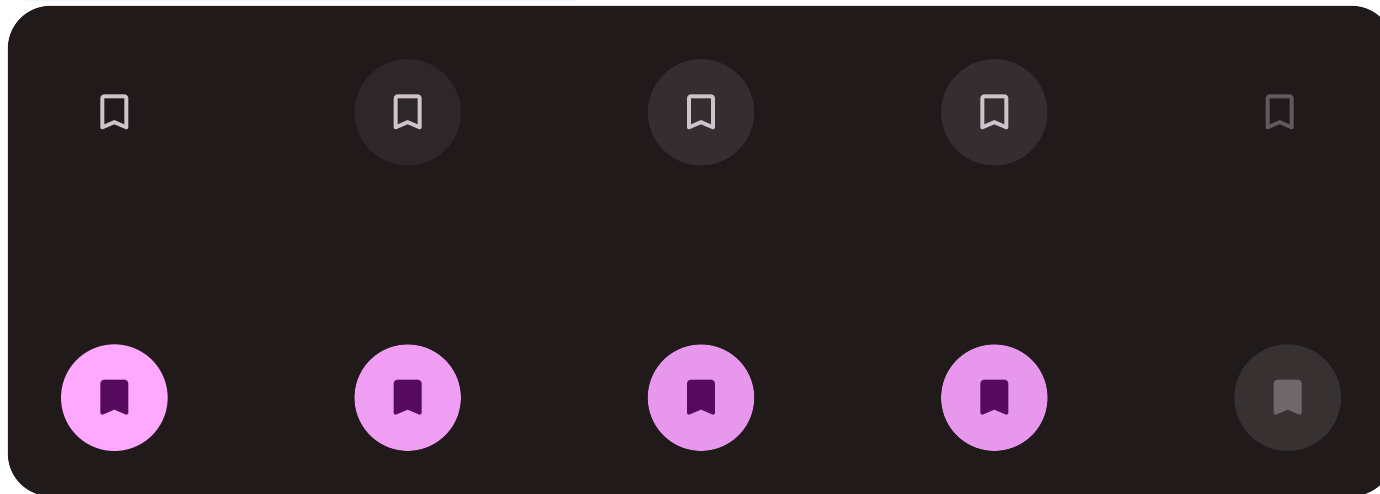


★ Custom color styles

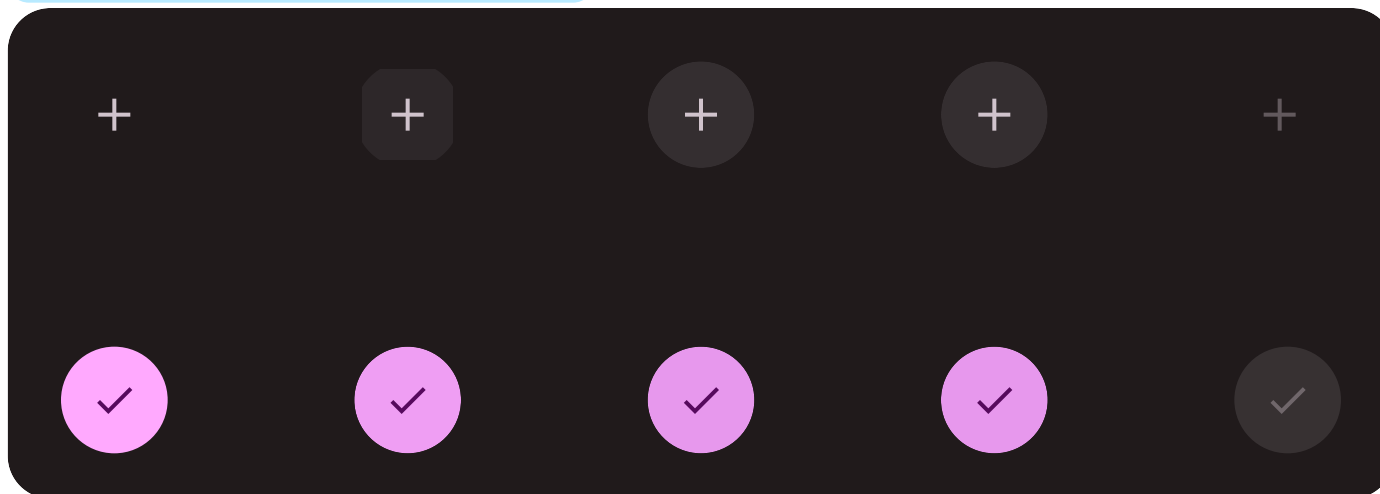


Icons Butons (Dark)



★ Custom color styles




★ Custom color styles




Radio Buttons



Checkbox Buttons



Cards (Light)



 Author

Update headline

• January 1, 2021 • developer.android.com

Include an image for each update, extracted from the webpage or manually chosen.

Topic

Topic

Topic

Topic

Topic



Update headline

• January 1, 2021 • developer.android.com

Topic

Topic

Topic

Topic

Topic



 Author

Update headline

• January 1, 2021 • developer.android.com

Topic

Topic


Topic

Topic

Topic



Cards (Dark)



Author

Update headline

January 1, 2021 • developer.android.com

Include an image for each update, extracted from the webpage or manually chosen.

Topic Topic Topic Topic Topic

Update headline

January 1, 2021 • developer.android.com

Topic Topic Topic Topic Topic

Author

Update headline

January 1, 2021 • developer.android.com

Topic Topic Topic Topic Topic

Dialogs

Basic dialog title ×

A dialog is a type of modal window that appears in front of app content to provide critical information, or prompt for a decision to be made.

Enabled Enabled

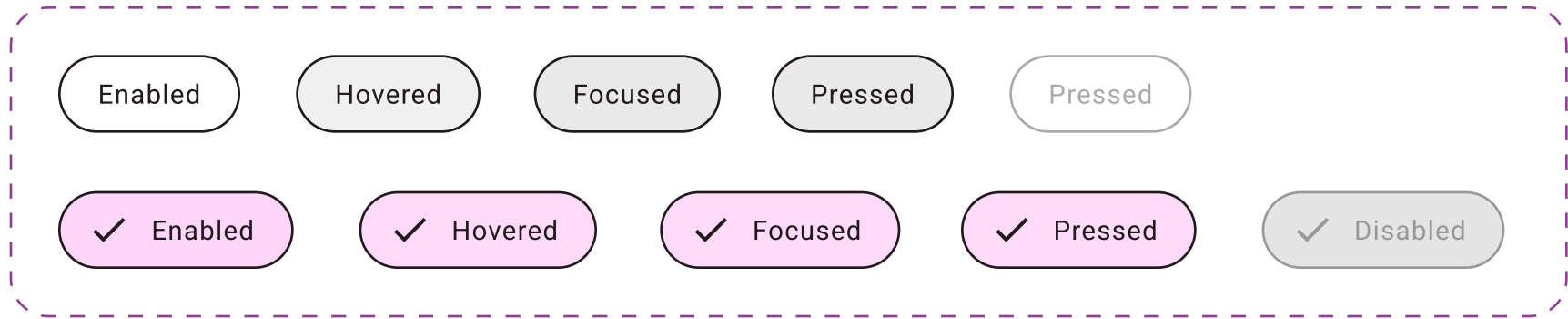
Basic dialog title ×

A dialog is a type of modal window that appears in front of app content to provide critical information, or prompt for a decision to be made.

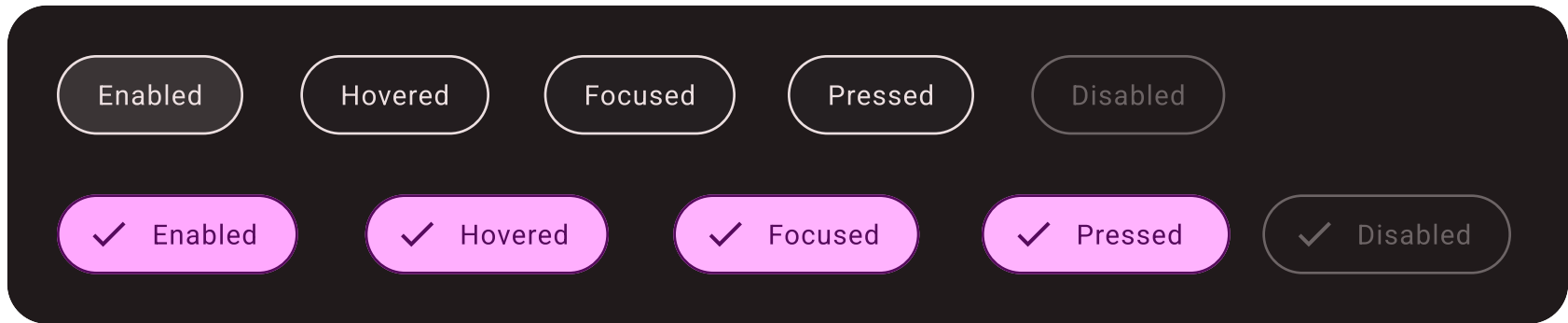
Enabled Enabled



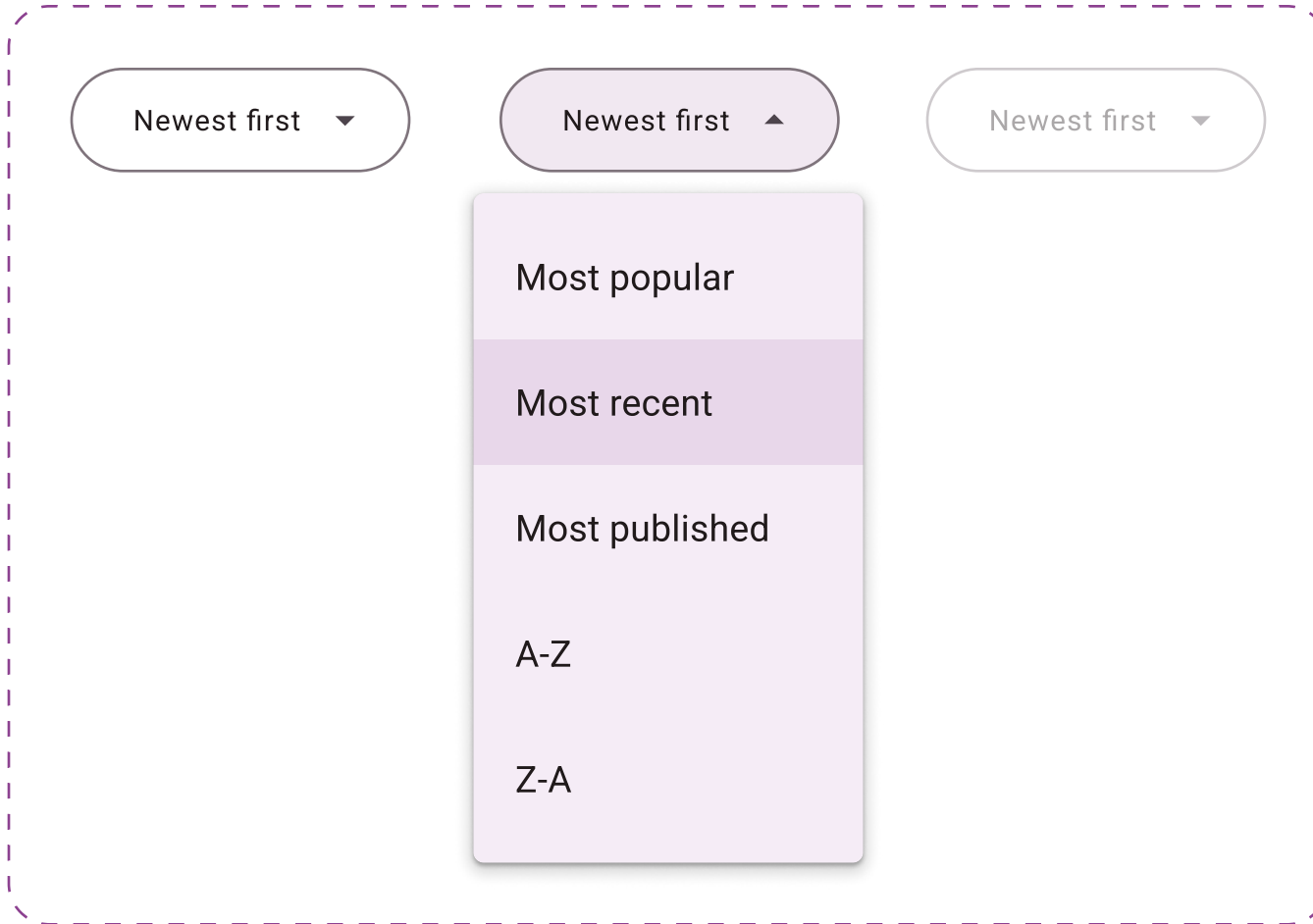
Chips



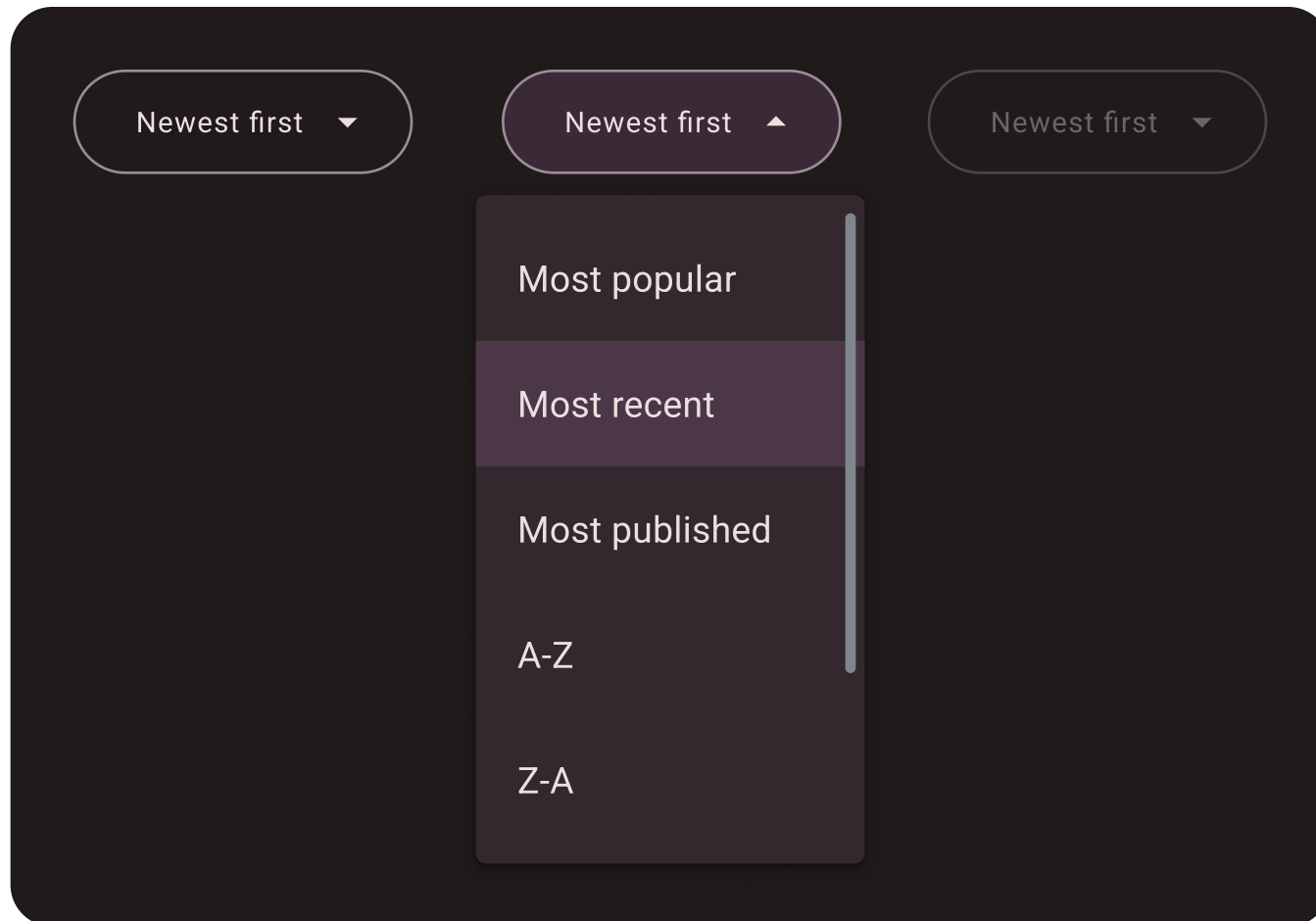
★ Custom color styles



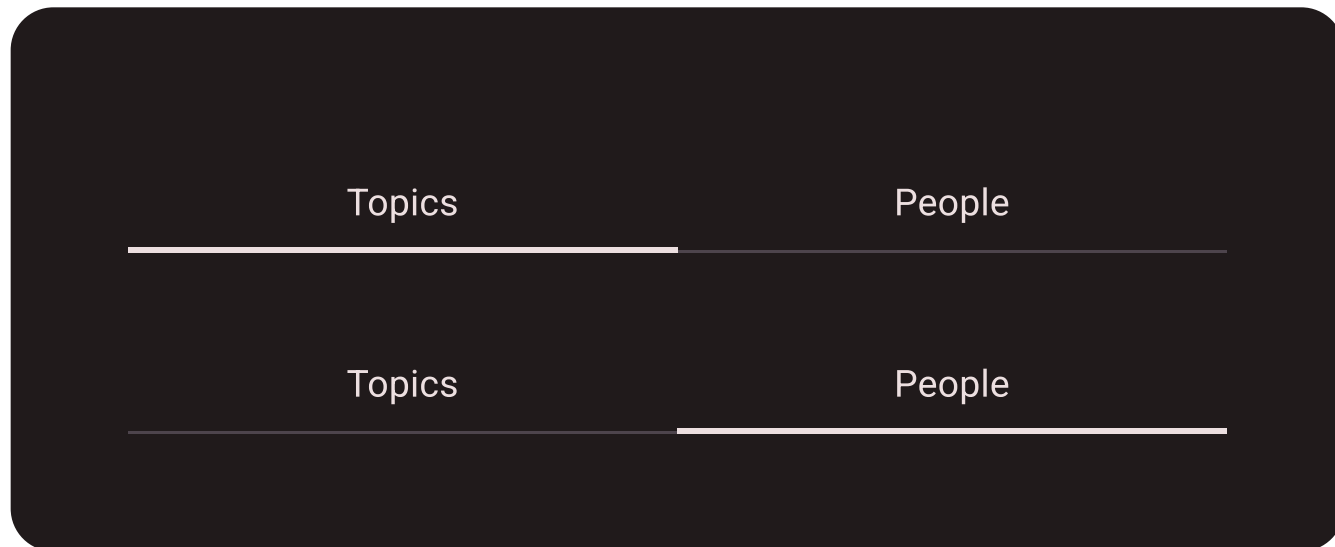
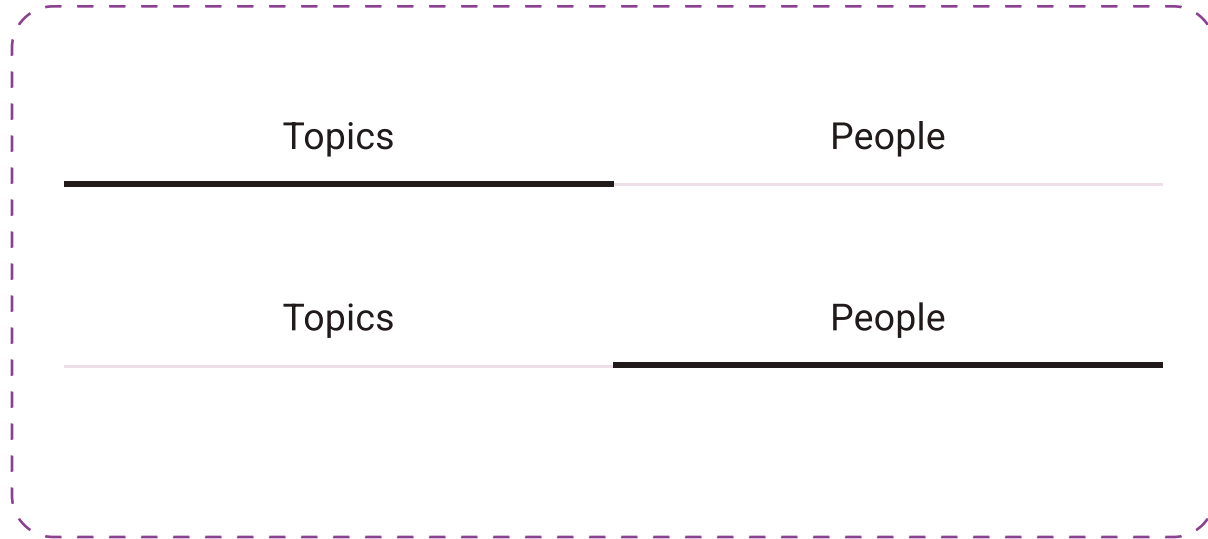
Dropdown Menus (Light)



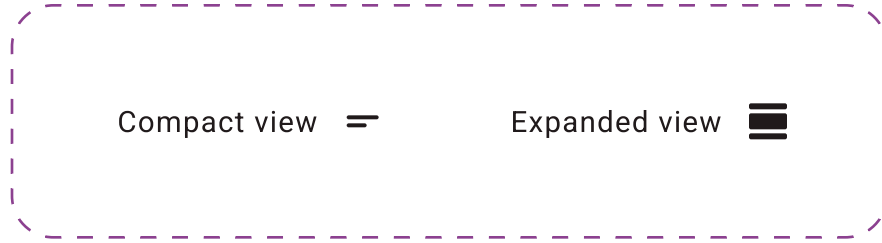
Dropdown Menus (Dark)





Tabs





View Toggle



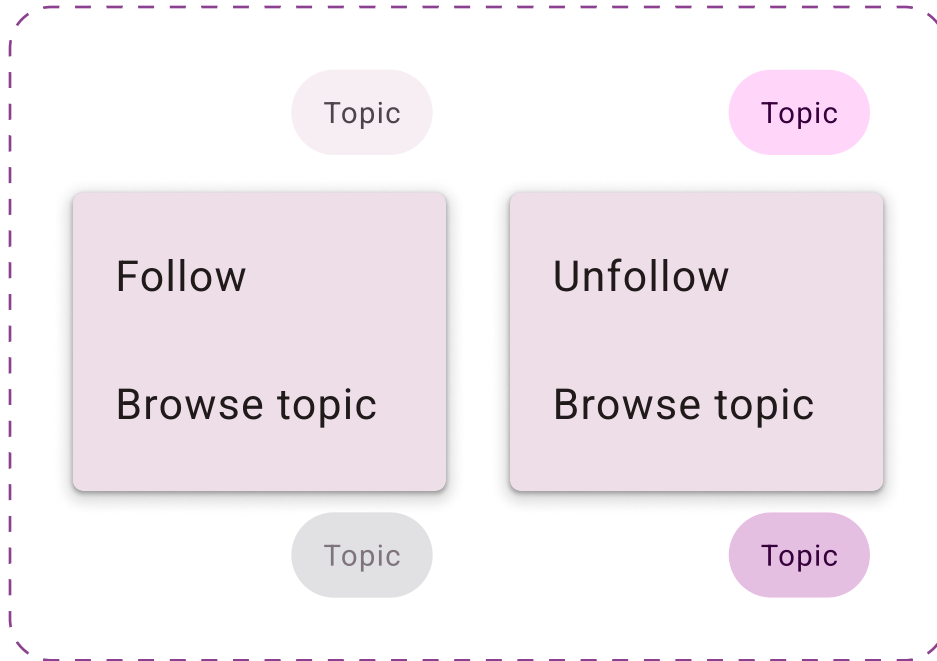
Video



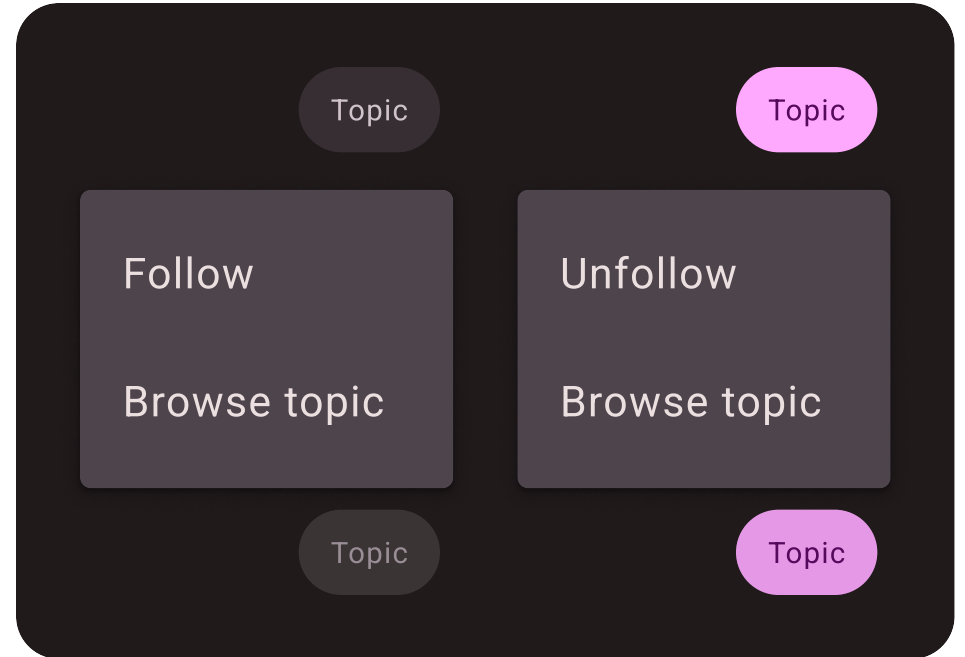
Search Input




Topic Tags



★ Custom color styles




Topic List (Light)



Person




Topic



Topic




At vero eos et accusamus et iusto odio dignissimos ducimus qui.



Topic




At vero eos et accusamus et iusto odio dignissimos ducimus qui.



Person




Topic



Topic



At vero eos et accusamus et iusto odio dignissimos ducimus qui.



Topic



At vero eos et accusamus et iusto odio dignissimos ducimus qui.



Topic List (Dark)

★ Custom color styles



Person



Person



Topic



Topic



Topic



At vero eos et accusamus et iusto odio dignissimos ducimus qui.



Topic



At vero eos et accusamus et iusto odio dignissimos ducimus qui.



Topic



At vero eos et accusamus et iusto odio dignissimos ducimus qui.




Topic



At vero eos et accusamus et iusto odio dignissimos ducimus qui.



Place Holder Author Image



Featured Links

developers 

Link title

developer.android.com

developers 

Link title

developer.android.com

developers 

Link title

developer.android.com

developers 

Link title

developer.android.com



Navigation Bars (Light)

★ Custom color styles



For you



Episodes



Saved



Interests



For you



Episodes



Saved



Interests



For you



Episodes



Saved



Interests



For you



Episodes



Saved



Interests



For you



Episodes



Saved

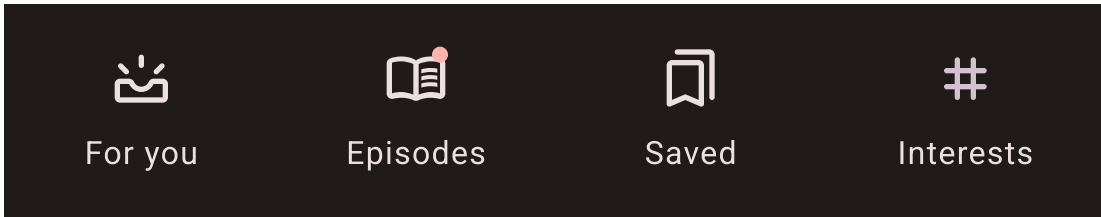
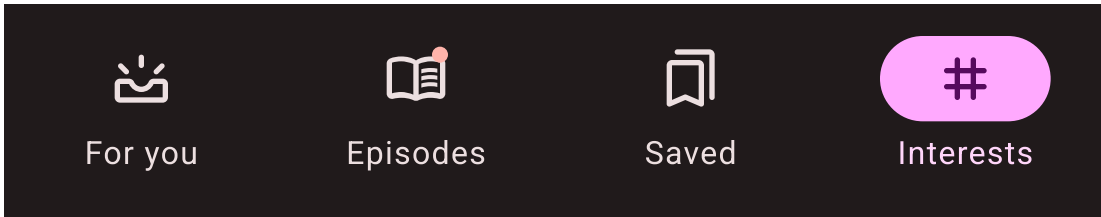
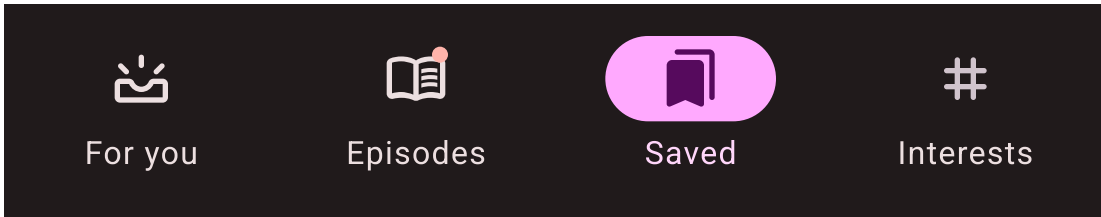
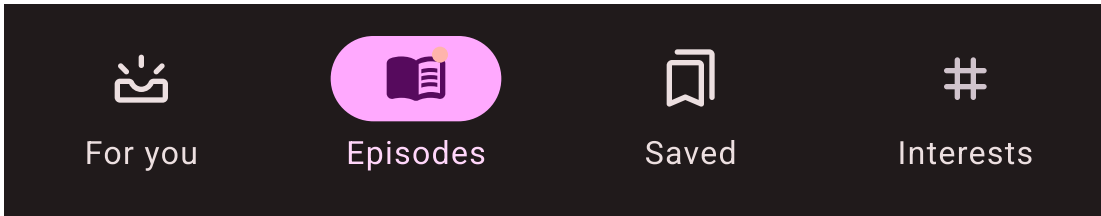
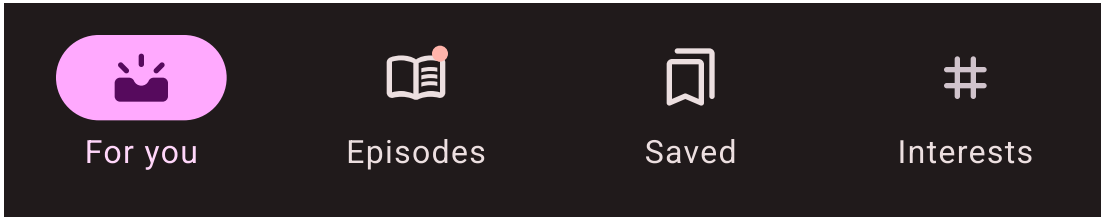


Interests






Navigation Bars (Dark)

★ Custom color styles

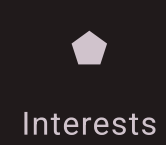

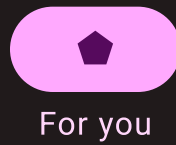
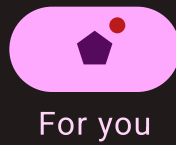



Navigation Bar Alerts

★ Custom color styles



★ Custom color styles



Side Navigation Bar

★ Custom color styles

 For you

 Episodes


 Saved

Interests

★ Custom color styles

 For you

 Episodes

 Saved

Interests



Switch

★ Custom color styles and component style



★ Custom color styles and component style



Switch text



Switch text



Switch text



Switch text



Top App Bar (Light)

← **Title**



Title



Title



Title



Top App Bar (Dark)



Errors & Loading



Error and loading states should follow these sample designs.



Errors & Loading

